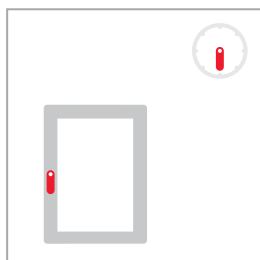


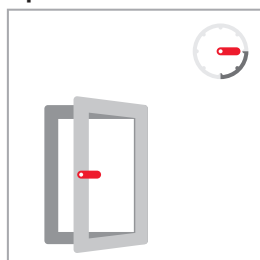
Roto NT

Operating and safety instructions for timber / PVC windows and balcony doors

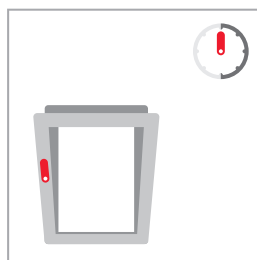
Closed




Open



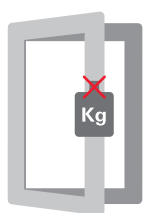
Tilt



Avoid mishandling!



In order to preserve the long **operativeness** of your window and to guarantee **security**, it is imperative to observe the following directives.



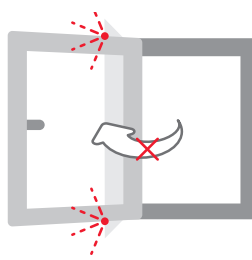
Do not subject the sash to additional loads.



Do not leave sashes open in the turn-modus during strong winds.



Do not place any objects between the sash and frame.



Do not allow the sash to hit or press up against the window reveal.



Risk of injury!

There is a risk of injury by catching one's finger or other body-parts in the opening gap. While closing, do not grasp between the sash and frame.

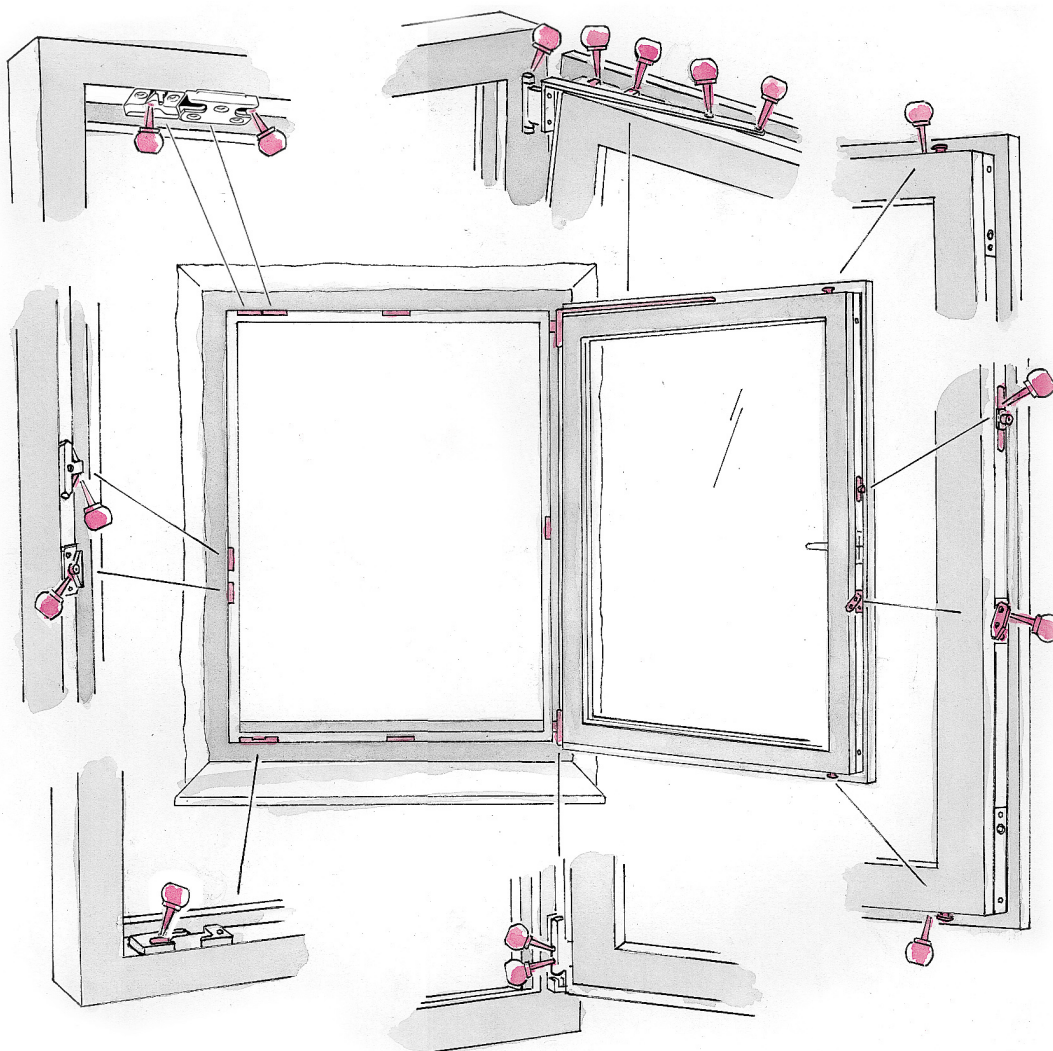


Risk of falling out!

Where children or other endangered persons have access to the window, the sash is to be safeguarded against turning. Install a child-safety lock or a key-lockable handle.

Roto NT

Maintenance instructions



By means of regular **greasing and oiling*** (at least once a year) all operation-relevant components in the sash and frame, you maintain the smooth operation of your Roto hardware and you protect against premature wear and tear. Security strikers made of steel require continuous greasing in order to avoid unnecessary abrasion. In addition, the individual screws are to be

checked. Possible loose screws or broken off screw-heads are to be replaced immediately by a specialised company. The hardware may only be cleaned with a soft cloth and mild, pH-neutral cleaning agent in diluted form. Never use aggressive, acidiferous cleaners or abrasive cleaning agents. This can lead to hardware damage.

***Please use acid free and non resinous grease and/or oil from a specialised dealer.**

Roto Frank AG

Wilhelm-Frank-Platz 1 • 70771 Leinfelden-Echterdingen
Telephone +49 711 7598-0 • Telefax +49 711 7598-253
info@roto-frank.com • www.roto-frank.com

